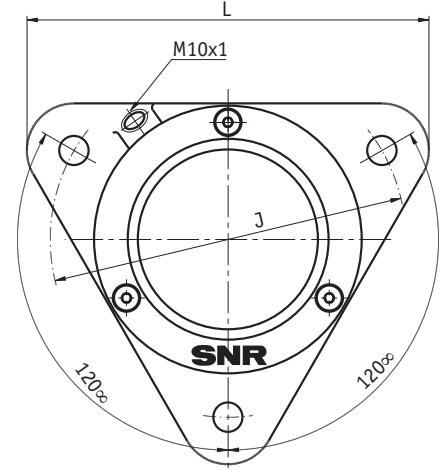
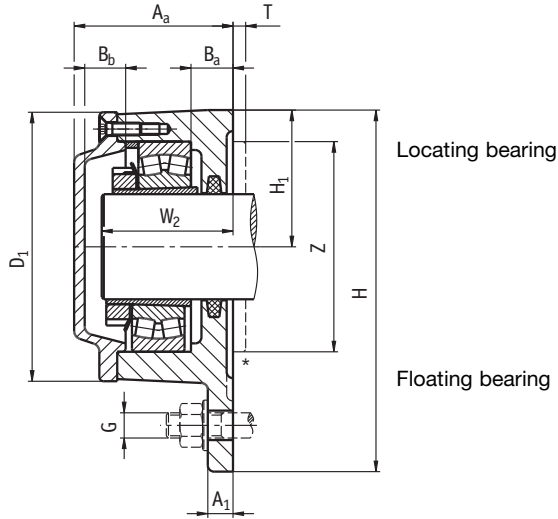


Flange Bearing Housings 722500

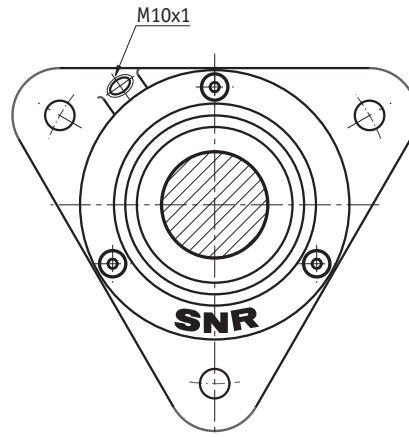
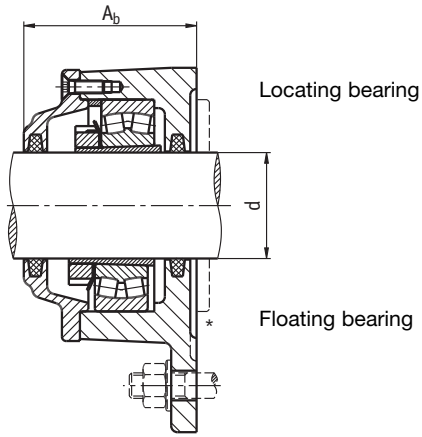
for bearings with adapter sleeve fastening



Design A
Housing design for shaft ends

shaft d	bearing housing code number	dimensions [mm]												
		A _a	A _b	A ₁	B _a	B _b	D ₁	H	H ₁	J	L	W ₂	T*	Z*
20	722505 DA	51,5	56,5	10	15	12,5	75	100	38	96	110	44	6	65
	722505 DB	-	-	-	-	-	-	-	-	-	-	-	-	-
25	722506 DA	57,0	59,5	12	16	15	86	117	44	116	130	47	6	70
	722506 DB	-	-	-	-	-	-	-	-	-	-	-	-	-
30	722507 DA	59,5	63,5	12	16	14,5	97	130	48,5	130	145	51	6	75
	722507 DB	-	-	-	-	-	-	-	-	-	-	-	-	-
35	722508 DA	64,0	65,5	12	17	18	108	143	54	140	160	53	6	80
	722508 DB	-	-	-	-	-	-	-	-	-	-	-	-	-
40	722509 DA	64,5	69,5	12	19	16,5	113	160	60	160	180	56	6	85
	722509 DB	-	-	-	-	-	-	-	-	-	-	-	-	-
45	722510 DA	68,5	73	12	22	17,5	118	160	60	160	180	60	6	90
	722510 DB	-	-	-	-	-	-	-	-	-	-	-	-	-
50	722511 DA	75,5	81,5	12	24	19,5	128	172	65	170	192	64	6	100
	722511 DB	-	-	-	-	-	-	-	-	-	-	-	-	-
55	722512 DA	77,0	82	12	23	19	142	189	72	180	210	66	10	110
	722512 DB	-	-	-	-	-	-	-	-	-	-	-	-	-
60	722513 DA	80	86	15	22	20	152	203	78	190	225	69	10	120
	722513 DB	-	-	-	-	-	-	-	-	-	-	-	-	-

* Housings are also available with centring on the mating surface.



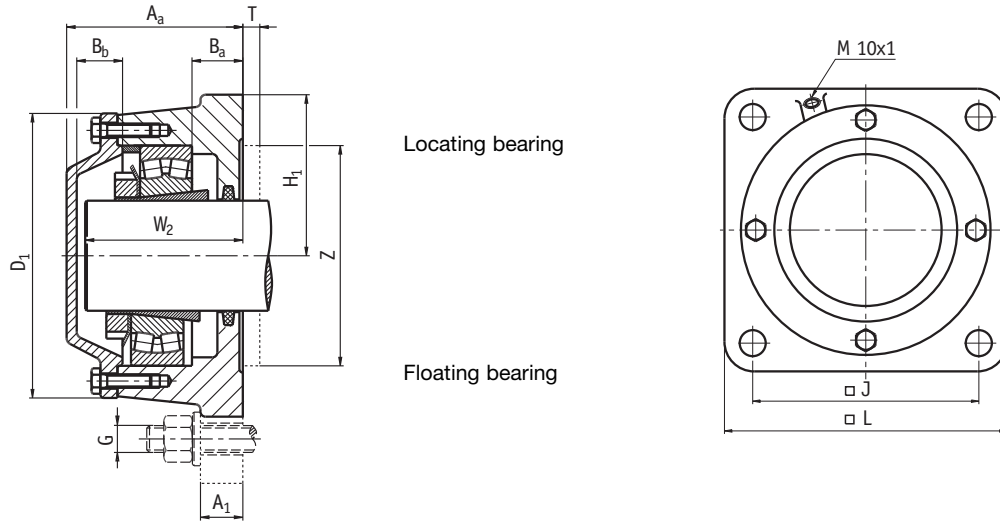
Design B
Housing for through shafts

fastening G	weight approx. kg	suitable bearing	mounting parts			code number	cover bolts *1 DIN 7991	felt strips DIN 5419 F2	housing design
			adaptor sleeves	locating rings number	code number				
M10	1,1	1205 K C3	H 205	1	FR 52/5	M 5 x 16	FS 5 x 4 x 95		
		2205 K C3	H 305	1	FR 52/2				
M10	1,5	1206 K C3	H 206	1	FR 62/6	M 5 x 16	FS 6 x 5 x 118		
		2206 K C3	H 306	1	FR 62/2				
M12	1,8	1207 K C3	H 207	1	FR 72/8	M 5 x 16	FS 6 x 5 x 132		
		2207 K C3	H 307	1	FR 72/2				
		22207 K	H 307	1	FR 72/2				
M12	2,3	1208 K C3	H 208	1	FR 80/7	M 5 x 16	FS 6 x 5 x 150		
		2208 K C3	H 308	1	FR 80/2				
		22208 K	H 308	1	FR 80/2				
M12	3,0	1209 K C3	H 209	1	FR 85/6	M 6 x 20	FS 6 x 5 x 165		
		2209 K C3	H 309	1	FR 85/2				
		22209 K	H 309	1	FR 85/2				
M12	3,0	1210 K C3	H 210	1	FR 90/5	M 6 x 20	FS 6 x 5 x 180		
		2210 K C3	H 310	1	FR 90/2				
		22210 K	H 310	1	FR 90/2				
M12	4,1	1211 K C3	H 211	1	FR 100/6	M 6 x 20	FS 8 x 6,5 x 210		
		2211 K C3	H 311	1	FR 100/2				
		22211 K	H 311	1	FR 100/2				
M12	4,8	1212 K C3	H 212	1	FR 110/8	M 6 x 20	FS 8 x 6,5 x 225		
		2212 K C3	H 312	1	FR 110/2				
		22212 K	H 312	1	FR 110/2				
M12	5,9	1213 K C3	H 213	1	FR 120/10	M 6 x 20	FS 8 x 6,5 x 240		
		2213 K C3	H 313	1	FR 120/2				
		22213 K	H 313	1	FR 120/2				

*1 to 722513: 3 screws
ex 722515: 4 screws

Flange Bearing Housings 722500

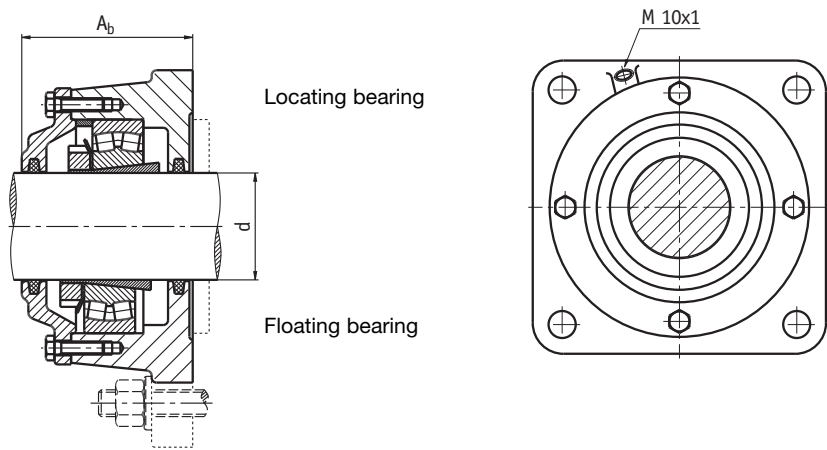
for bearings with adapter sleeve fastening



Design A
Housing design for shaft ends

shaft d	bearing housing code number	dimensions [mm]												
		A _a	A _b	A ₁	B _a	B _b	D ₁	H	H ₁	J	L	W ₂	T*	Z*
65	722515 A	104	104	25	30	27	168	-	95	152	190	86	10	130
	722515 B					-						-		
70	722516 A	110	110	25	31	30	176	-	98	152	196	92	10	130
	722516 B					-					-			
75	722517 A	114	114	25	31	30	188	-	105	170	210	96	10	140
	722517 B					-					-			
80	722518 A	118	118	25	30	34	198	-	105	170	210	99	10	150
	722518 B					-						-		
90	722520 A	127	127	30	30	35	224	-	125	198	250	107	10	170
	722520 B					-								
100	722522 A	137	137	30	30	38	246	-	135	219	270	115	10	200
	722522 B					-					-			

* Housings are also available with centring on the mating surface.



Design B
Housing for through shafts

fastening G	weight approx. kg	suitable bearing	mounting parts		code number	cover bolts *1 DIN 7991	felt strips DIN 5419 F2	housing design
			adapter sleeves	locating rings number				
M16	9,4	1215 K C3	H 215	2	FR 130/8	M 8 x 25	FS 8 x 6,5 x 260	
		2215 K C3	H 315	1	FR 130/10			
		22215 K	H 315	1	FR 130/10			
M 16	9,8	1216 K C3	H 216	2	FR 140/8,5	M 8 x 25	FS 9 x 7,5 x 280	
		2216 K C3	H 316	1	FR 140/10			
		22216 K	H 316	1	FR 140/10			
M 16	11,5	1217 K C3	H 217	2	FR 150/9	M 8 x 25	FS 9 x 7,5 x 300	
		2217 K C3	H 317	1	FR 150/10			
		22217 K	H 317	1	FR 150/10			
M 16	12,5	1218 K C3	H 218	2	FR 160/10	M 8 x 25	FS 9 x 7,5 x 315	
		2218 K C3	H 318	1	FR 160/10			
		22218 K	H 318	1	FR 160/10			
M 20	18,0	1220 K C3	H 220	je 1	FR180/10+FR 180/12	M10 x 30	FS10 x 8,5 x 350	
		2220 K C3	H 320	1	FR 180/10			
		22220 K	H 320	1	FR 180/10			
M 20	21,5	1222 K C3	H 222	2	FR 200/12,5	M 10 x 30	FS 12 x 10 x 390	
		2222 K C3	H 322	1	FR 200/10			
		22222 K	H 322	1	FR 200/10			

*1 to 722513: 3 screws
ex 722515: 4 screws